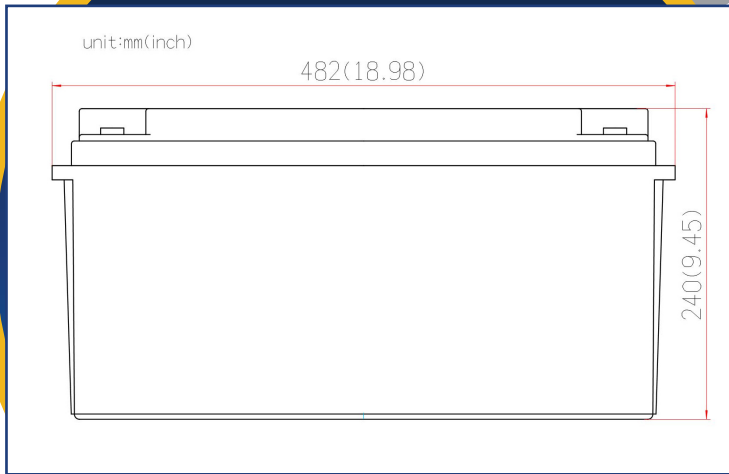


## EP-SLA-12-150I-GEL

### 12V 150 AMP



**SEALED RECHARGEABLE BATTERY**

### FEATURES:

- Superior performance with Absorbent Glass Mat (AGM) technology
- Safe operation with valve regulated, spill proof construction
- Power/volume ratio yielding unrivaled energy density
- Rugged impact resistant ABS case and cover
- Ease of movement with integrated ABS carrying handles
- Approved for transport by air. D.O.T., I.A.T.A., F.A.A. and C.A.B. certified

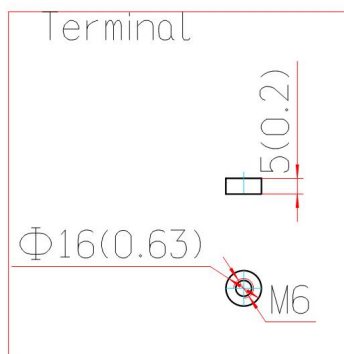
*To ensure safe and efficient operations please refer to [www.energybattery.com](http://www.energybattery.com). All specifications subject to change without notice.*

### TERMINALS:

**M6**

Copper Inserted

*Tolerance +/- 0.1mm. All data subject to change without notice.*



### PHYSICAL DIMENSIONS:

	inches		mm
<b>L:</b>	18.98		482
<b>W:</b>	6.69		170
<b>H:</b>	9.45		240
<b>HT:</b>	9.45		240

*Tolerance +/- 2mm. All data subject to change without notice.*

## PERFORMANCE SPECIFICATIONS:

**Nominal Voltage** ..... 12 volts

**Nominal Capacity** ..... 77° F (25° C)

20 Hour rate F.V.(1.75V/cell) (2.5A to 10.5volts) ..... 150.0 Ah

10 Hour rate F.V.(1.75V/cell) (4.75A to 10.5volts) ..... 142.5 Ah

5 Hour rate F.V.(1.75V/cell) (8.5A to 10.5volts) ..... 127.5 Ah

3 Hour rate F.V.(1.75V/cell) (12.5A to 10.5volts) ..... 112.5 Ah

**Approximate Weight** ..... 89.29 lbs (40.5 kgs)

**Expected Life for Standby Use** (at 20°C) ..... 3-5 years

**Capacity Affected by Temperature** (at 20 hour rate)

40°C ..... 102%

25°C ..... 100%

0°C ..... 85%

-15°C ..... 65%

**Self-discharge** (at 25°C)

3 months ..... 91%

6 months ..... 82%

12 months ..... 64%

**Charge Method** (constant voltage at 25°C)

**Cycle Use**

Initial current less than 40A ..... Control Voltage 14.5 - 14.9 V

**Stand by Use**

Initial current less than 15A ..... Control Voltage 13.6 - 13.8 V

## CHARGING:

**Cycle Applications:** Limit initial current to 20A. Charge until battery voltage (under charge) reaches 14.4 to 14.7 volts at 68°F (20°C). Hold at 14.4 to 14.7 volts until current drops to under 1A. Battery is fully charged under these conditions, and charger should be disconnected or switched to “float” voltage.

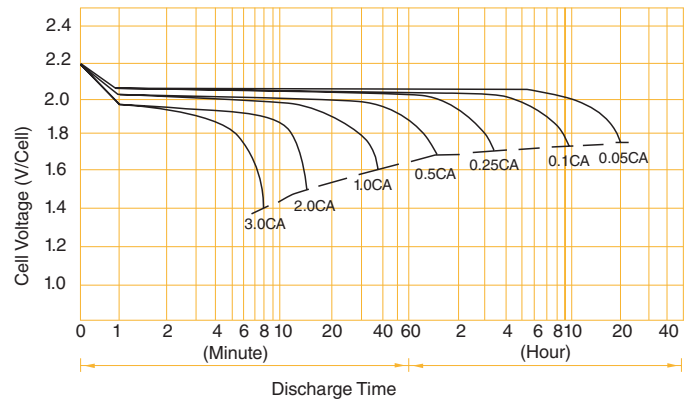
**“Float” or “Stand-By” Service:** Hold battery across constant voltage source of 13.5 to 13.8 volts continuously. When held at this voltage, the battery will seek its own current level and maintain itself in a fully charged condition.

*Note: Due to the self-discharge characteristics of this type of battery, it is imperative that they be charged within 6 months of storage, otherwise permanent loss of capacity might occur as a result of sulfation.*

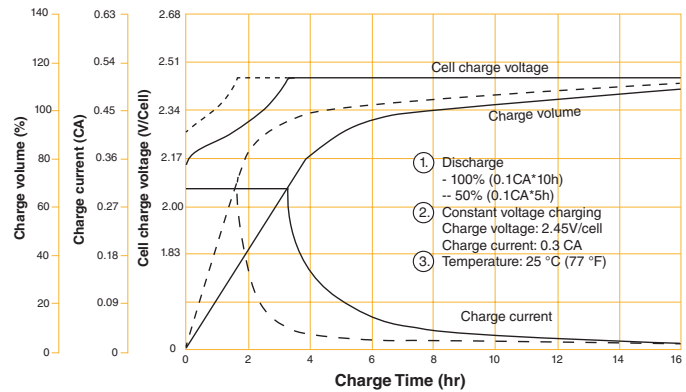
### BATTERY CHARGE CHARACTERISTICS FOR CYCLE USE & STAND-BY USE

Application	Charging method	Charge voltage at 25° (V/cell)	Temperature compensation coefficient of charging voltage (mV/°C-cell)	Max. charging current (CA)	Charging time 0.1CA, 25°C(h)		Temp (°C)
					100% DOD	50% DOD	
For standby power source	Constant voltage charging (with current restriction)	2.25~2.30	-3	0.3	24	20	0~40°C (32~104°F)
For cycle service		2.40~2.50	-4	0.3	16	10	

## BATTERY DISCHARGE CHARACTERISTICS



## BATTERY CHARGING CHARACTERISTICS FOR CYCLIC USE



## BATTERY CHARGING CHARACTERISTICS FOR STANDBY USE

